


- letters on border { I am in the generative club #1 step }

- logo for goal zero

- need star and the border on bottom






Should look like this below

↓



DESIGN NAME: Compass 3 x 5 A5-6

COLORS

BG:		108
C2:		107
C3:		112
C4:		128
C5:		140

DESIGN NOTES

SIZE: 3' x 5'

STYLE: Portrait

REFERENCE: 08205018






APPROVED: _____




same description
as other
correct one



DESIGN NAME: Compass 3 x 5 B5-6

COLORS		DESIGN NOTES
BG:	 108	SIZE: 3' x 5'
C2:	 107	STYLE: Landscape
C3:	 112	REFERENCE: 08205019
C4:	 128	
C5:	 140	
APPROVED: _____		



5

Please refer to our terms and conditions for the supply of goods. Please note that the manufacturing process may result in minor variations between color and definition of the artwork above and on the finished product. For exact colors please refer to Millennium's logo carpet swatches.